

UCSB Canvas Quarterly

Issue 1

Fall 2024

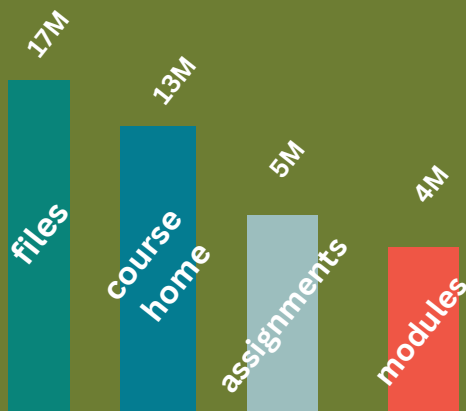
Welcome to the first issue of the UCSB Canvas Quarterly!

We'll keep you updated on new features, Canvas hacks, instructor experiences, and course innovations.

In this newsletter

- [Canvas by the numbers](#)
- [UCSB Canvas Templates](#)
- [What's new in UCSB Canvas?](#)
- [Making Course Content Accessible for All](#)
- [Did you know?](#)

Canvas by the numbers



Most commonly accessed elements of Canvas, per quarter

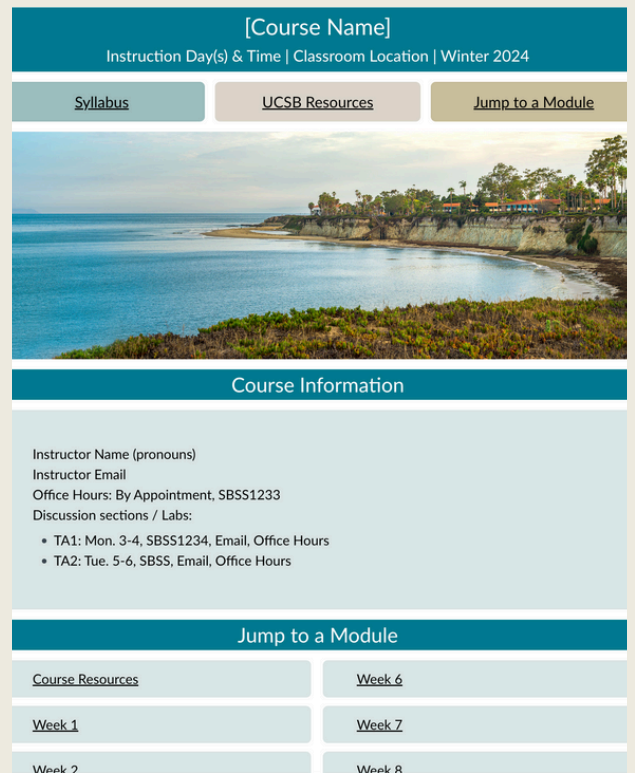
51M

Average total UCSB Canvas interactions per quarter

UCSB Canvas Templates

The most popular new resource is the UCSB templates. Built using UCSB brand guidelines, they've been developed for usability and accessibility and to look great in the Canvas mobile app; the templates were tested with faculty, students, and staff.

Choose from two templates for 10-week or summer session courses: Minimal or Deluxe. Available in the [Canvas Commons](#), these templates organize your content with a homepage of weekly links to the Canvas Modules. Two surveys are provided with question banks to create a "Getting to Know You Survey" and "Mid-Quarter Feedback Survey."



10-Week Deluxe templates also
in Navy & Moss

New Discussions / Announcements Redesign



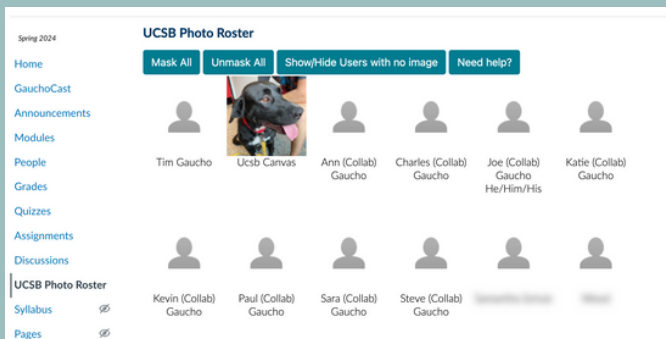
In Summer 2024, Canvas released a new design for the Discussions and Announcements tools. The new design includes flexible viewing options, allowing for participants to view replies in line or in split-screen, as well as with expanded or collapsed threads. Additionally, the redesign now includes anonymous discussions, the ability to mention users, and an easy way to quote another post as a reply.

What's new in UCSB Canvas

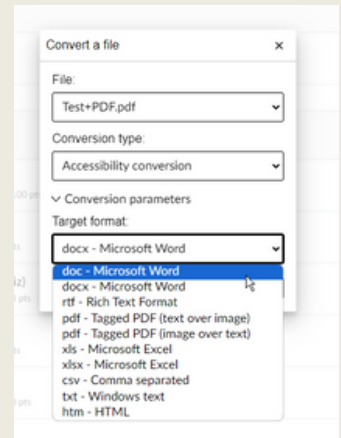
UCSB Photo Roster

We've built a new feature you can enable in your Canvas course: UCSB Photo Roster. Visible only to instructors, it's a great way to learn your students' names and build community.

[This article](#) will show you how to enable and use the feature.



Making Canvas Course Content Accessible to All




SensusAccess in Canvas

In Summer 2024, we launched our integration with Sensus Access. This tool allows course participants to easily convert files and other course elements into more accessible formats.

You can launch Sensus Access wherever you see the **S** icon, after granting the tool permission.

Did you know?



UCSB Canvas has direct integrations with other tools on campus to support teaching and learning, such as Zoom, GauchoCast, Gradescope and Google Assignments. Find out more at our [Canvas integrations page](#).